

# NANO SPA (ALL TITANIUM)

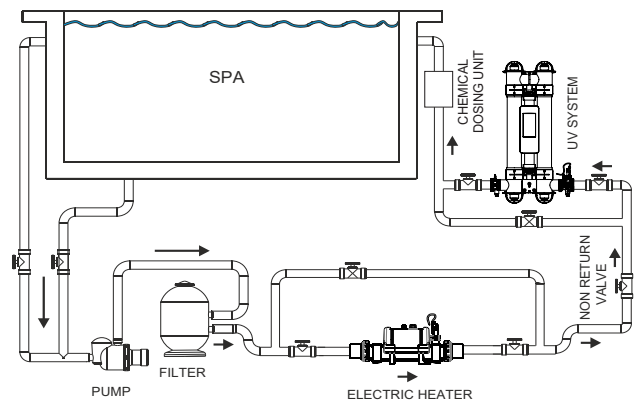
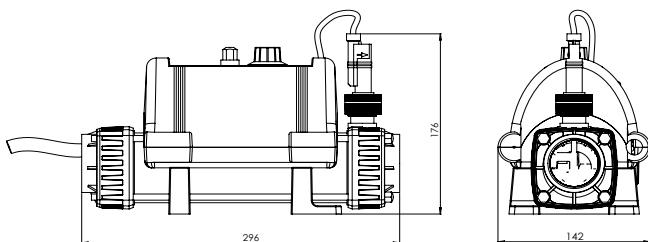
Provides efficiency, safety and above all reliability to effortlessly heat your water to the desired temperature, the Nano SPA heater is an ideal solution for spas.



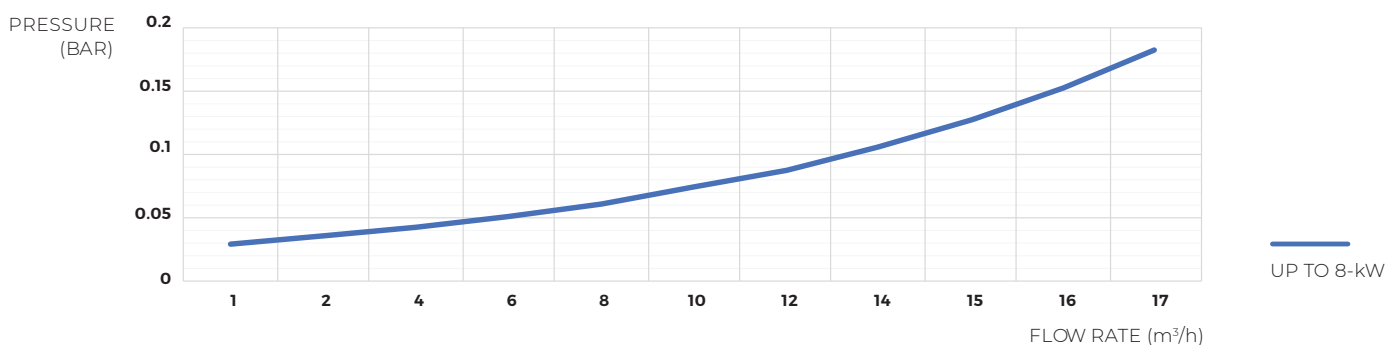
## FEATURES

- Available in 8 sizes from 1-kW up to 8-kW
- Easy installation, fully equipped and pre-wired
- Robust, durable construction
- Ultra-reliable flow switch allows safe operation
- Supplied with temperature thermostat and overheating sensor
- Compact, durable design
- Analogue control with 1.2°C differential
- Titanium flow tube and titanium heating element
- Can be floor or vertically wall mounted
- Vortex, long life, stay clean heating element technology
- 100% efficiency throughout the product life
- Silent operation

## TECHNICAL DRAWINGS



## PRESSURE DROP



# SPECIFICATIONS

<b>POWER SUPPLY</b>	220-240V single phase, 380-415V three phase
<b>FLOW REQUIREMENTS</b>	Minimum flow: 1m <sup>3</sup> /h Maximum flow: 17m <sup>3</sup> /h
<b>HEATING ELEMENT</b>	Grade 1 titanium
<b>FLOW TUBE</b>	Grade 1 titanium
<b>CONTROL THERMOSTAT</b>	Analogue: 0 > 45°C (1.2°C differential)
<b>SAFETY THERMAL CUT OUT</b>	60°C (manual reset)
<b>FLOW SWITCH</b>	Gold tipped reed switch with titanium fulcrum pin
<b>RELAY</b>	Surface mount DPDT Finder 66.82.8.230.0000
<b>SEALS</b>	High temperature special formula EPDM ferrules, TPE end fitting gaskets
<b>WATER CONNECTIONS</b>	1.5" BSP female thread supplied with 1½" / 50mm stepped ABS unions for rigid pipe and 1½" / 1¼" stepped hose tails for flexible pipe
<b>INTERNATIONAL PROTECTION MARKING</b>	IP44
<b>FREQUENCY</b>	50/60 Hz
<b>WORKING PRESSURE</b>	4 bar maximum
<b>MOUNTING</b>	Floor or wall mounting

# MODELS

<b>220-240V 1-PHASE</b>	<b>LOAD</b>	<b>PRODUCT CODES</b>	<b>NET WEIGHT</b>	<b>GROSS WEIGHT</b>	<b>VOLUME</b>
Power Output	Amp		kg	kg	m <sup>3</sup>
1-kW	5	N-SPA-T1-R	3	3.4	0.018
2-kW	9	N-SPA-T2-R	3	3.4	0.018
3-kW	13	N-SPA-T3-R	3	3.4	0.018
4-kW	18	N-SPA-T4-R	3	3.4	0.018
4.5-kW	20	N-SPA-T4.5-R	3	3.4	0.018
5-kW	22	N-SPA-T5-R	3	3.4	0.018
6-kW	27	N-SPA-T6-R	3	3.4	0.018

## 400V 3-PHASE \*

8-kW	20	N-SPA-T8-R	3	3.4	0.018
------	----	------------	---	-----	-------

\* for voltages other than 400V please add: -380 or -415 at the end of a product code e.g: N-SPA-T8-R-380

For any other voltages or custom builds, please contact our sales team [sales@elecro.co.uk](mailto:sales@elecro.co.uk)